

Basic: Food: Containers – week 16 – (2 of 4)

Unit Objective: Students will be able to identify food containers, identify food price, search food ads, and demonstrate understanding of price with fake cash.

Lesson Objectives:	Materials
<ul style="list-style-type: none"> • Identify common food containers (box, bag, package, jar, bottle, carton, can) • Communicate their food preferences with “I like/I don’t like” 	<ul style="list-style-type: none"> • Story, <i>TOTB Shopping SV</i> pg. 34 - “At the Checkout” • Food pictures (ask coordinator), • Containers (ask coordinator) • Container worksheet (see below)
Activity Ideas:	
<ul style="list-style-type: none"> • Review - Food names/healthy/unhealthy/food groups with food cards from last week. • Container Demonstration - T holds up containers. Ss identify food and container. Teach form a _____ of _____ (a bag of chips). Write the name of each container on the board as you talk about it, having Ss help you spell it. As Ss what other foods come in that container. Have Ss copy list into their notebooks and drill with containers until most remember names. • Container worksheet 	

Containers

1. _____ o _____

2. _____ a _____

3. _____ _____ n

4. p _____ _____ k _____ _____ e


5. _____ ar _____ o _____

6. _____ ar


7. _____ o a _____

Write the containers.

1.



2.



3.




4.



5.



6.



7.



8.



9.




10.



11.



12.



Tuesday

Lesson Objectives:	Materials
<ul style="list-style-type: none">• Review Monday's objectives• Correctly use is/are with "How much?"	<ul style="list-style-type: none">• Food pictures (ask coordinator)• Foods with prices (ask coordinator)• Price worksheet (Longman 132, 137)
Activity Ideas:	
<ul style="list-style-type: none">• How much is/are match: Each Ss gets a food picture. Have to stand under how much is/how much are signs and say the sentence: "How much are the grapes?"• Price worksheet: Longman 132, 137• Speaking – T and Ss create dialogue on board. Class practices with 3-4 different labeled foods (Milk, eggs, apple)• A: Excuse me, how much is the milk? B: \$2.00. A: Thank you	

Wednesday

Lesson Objectives:	Materials
<ul style="list-style-type: none">• Review Monday and Tuesdays objectives• Correctly use is/are with “How much?”• Scan supermarket ads to find prices	<ul style="list-style-type: none">• Food ads (see coordinator)• Scavenger hunt worksheets (see below)• Worksheet (Survival English 151-152)
Activity Ideas:	
<ul style="list-style-type: none">• Food Ad scavenger hunt: After T models, Ss use store pictures to complete scavenger hunt worksheet. Can be done as a whole class, pairs or individually.• Worksheet: Survival English: 151, 152• Dictation – bag, jar, can. How much is the box of cereal?	

Master-day 3

Supermarket ad



Supermarket name: _____

Fruits

Price - \$\$

1.	
2.	
3.	
4.	
5.	



Meats

Price - \$\$

1.	
2.	
3.	



Vegetables

Price - \$\$

1.	
2.	
3.	
4.	
5.	



Drinks

Price - \$\$

1.	
2.	
3.	

Write the price.

1. How much are apples? _____
2. How much is bread? _____
3. How much is cereal? _____
4. How much is coffee? _____
5. How much is Coke? _____
6. How much is pizza? _____
7. How much is pork? _____
8. How much is chicken? _____
9. How much is soup? _____
10. How much are carrots? _____
11. How much are cookies? _____
12. How much is steak? _____
13. How much is juice? _____
14. How much is milk? _____
15. How much are mangos? _____
16. How much are limes? _____
17. How much are tomatoes? _____

Write the name.

1. What food is \$1.99? _____

2. What food is \$3.49? _____

3. What food is \$3.19/lb? _____

4. What food is \$4.99? _____

What are 2 expensive foods?

1.

2.

What are two cheap foods?

1.

2.

You have \$20. What would you buy?

Thursday

Lesson Objectives:	Materials
<ul style="list-style-type: none">• Review objectives from week• use correct monetary amounts when asked for grocery total (demonstrate w/ cash/listening)	<ul style="list-style-type: none">• Worksheet (see below)• Fake money (ask coordinator)
Activity Ideas:	
<ul style="list-style-type: none">• Money listening - T passes out fake money to students. T says a food and an amount (Apples - \$1.00). Ss show how much it is using fake money. Repeat for different amounts/foods• Container worksheet (T-made)	

Master day 4

jar	box	package	can
carton	bag	loaf	

Write the container.

1. a _____ of jam



2. a _____ of cereal



3. a _____ of rice



4. a _____ of cookies



5. a _____ of soup



6. a _____ of bread



7. a _____ of coffee



8. a _____ of tea



9. a _____ of eggs



Write the foods.

Jar	
Package	
Can	
Bag	
Box	
Carton	